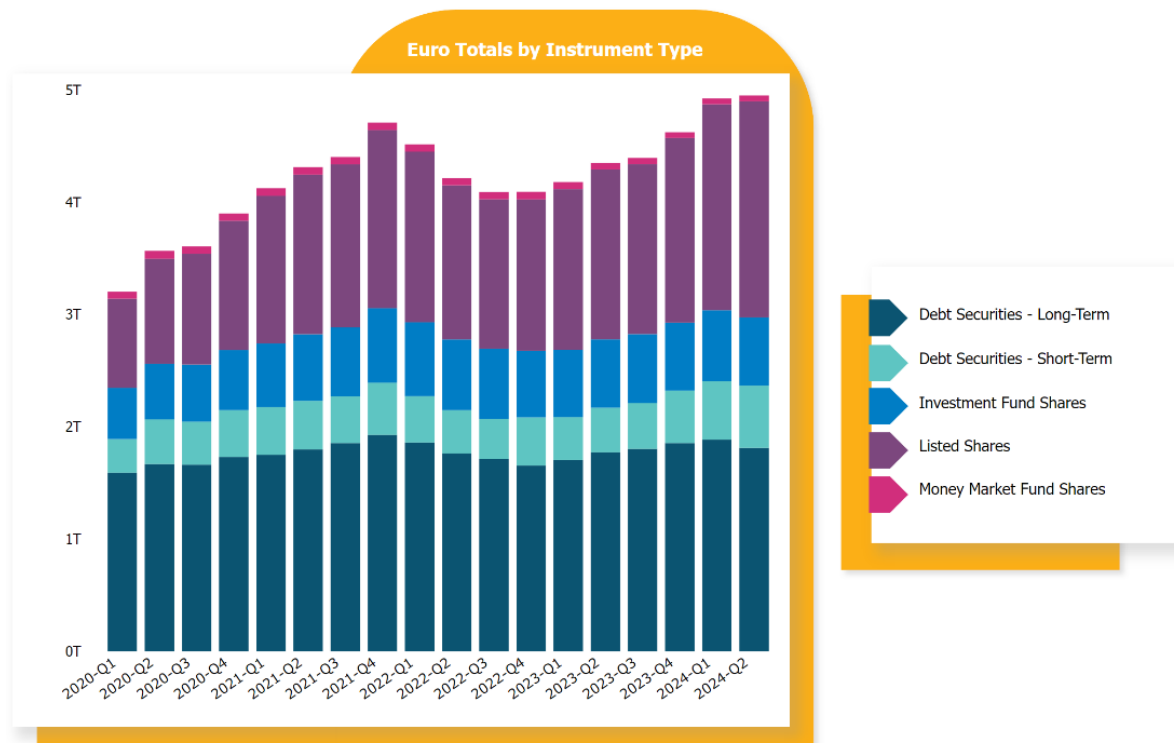




Key Information

- The market value of Irish resident holdings of securities stood at **€5,080 Bn** at end-Q2 2024 (Chart 1) – an increase of **3.1 per cent** over the quarter.
- The YoY movement from Q2 2023 to Q2 2024 recorded a **16.8 per cent** increase, growing from **€4,350 Bn** to **€5,080 Bn** respectively.
- Listed Shares were the primary drivers of this YoY increase, contributing growth of **€411 Bn** over the year.

Chart 1: Total Securities Holdings of Irish Residents by Instrument Type



Quarter on Quarter Movements: (€Mn)

Instrument Type	Q1 2024	Q2 2024		% Change
Debt Securities (LT)	1,885,184	1,905,219	+	1.1 %
Debt Securities (ST)	521,290	554,392	+	6.4 %
Investment Fund Shares	632,855	645,287	+	2.0 %
Listed Shares	1,832,731	1,921,707	+	4.9 %
Money Market Fund Shares	52,812	53,323	+	1.0 %
Grand Total	4,924,872	5,079,928	+	3.1 %



Chart 2: Holder Sector Distribution of total Security Holdings

- Irish resident Investment Funds continue to be the largest holder sector of security holdings in the economy, with market value of total holdings standing at **€3,624 Bn** at end Q2 2024.
- Overall Investment Funds make up **73.2 per cent** of total domestic security holdings, a rise from **71.5 per cent** in Q1 2024.

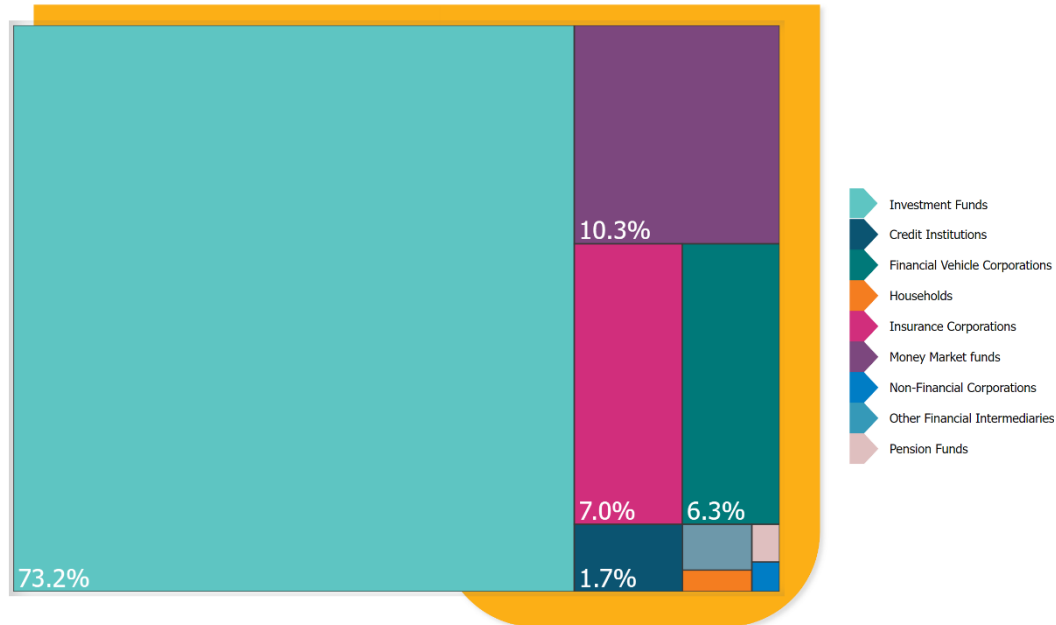
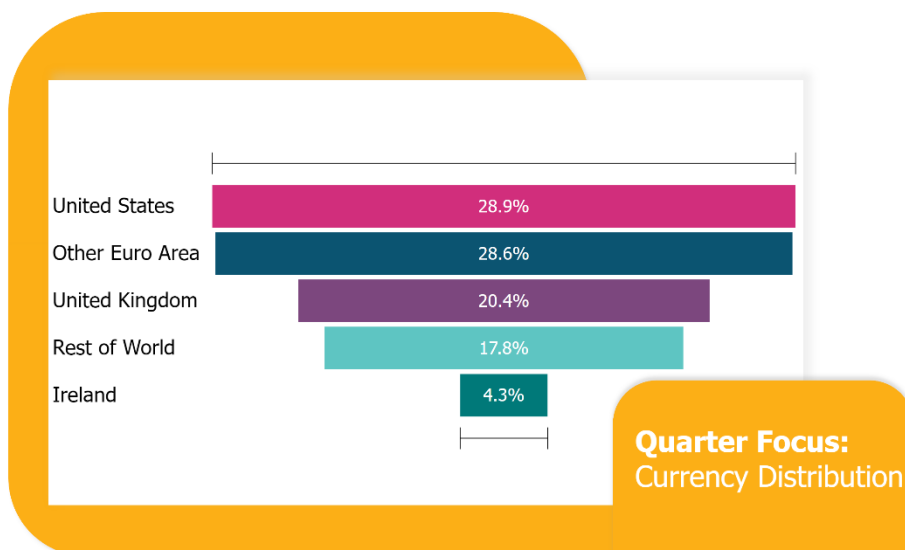


Chart 3:

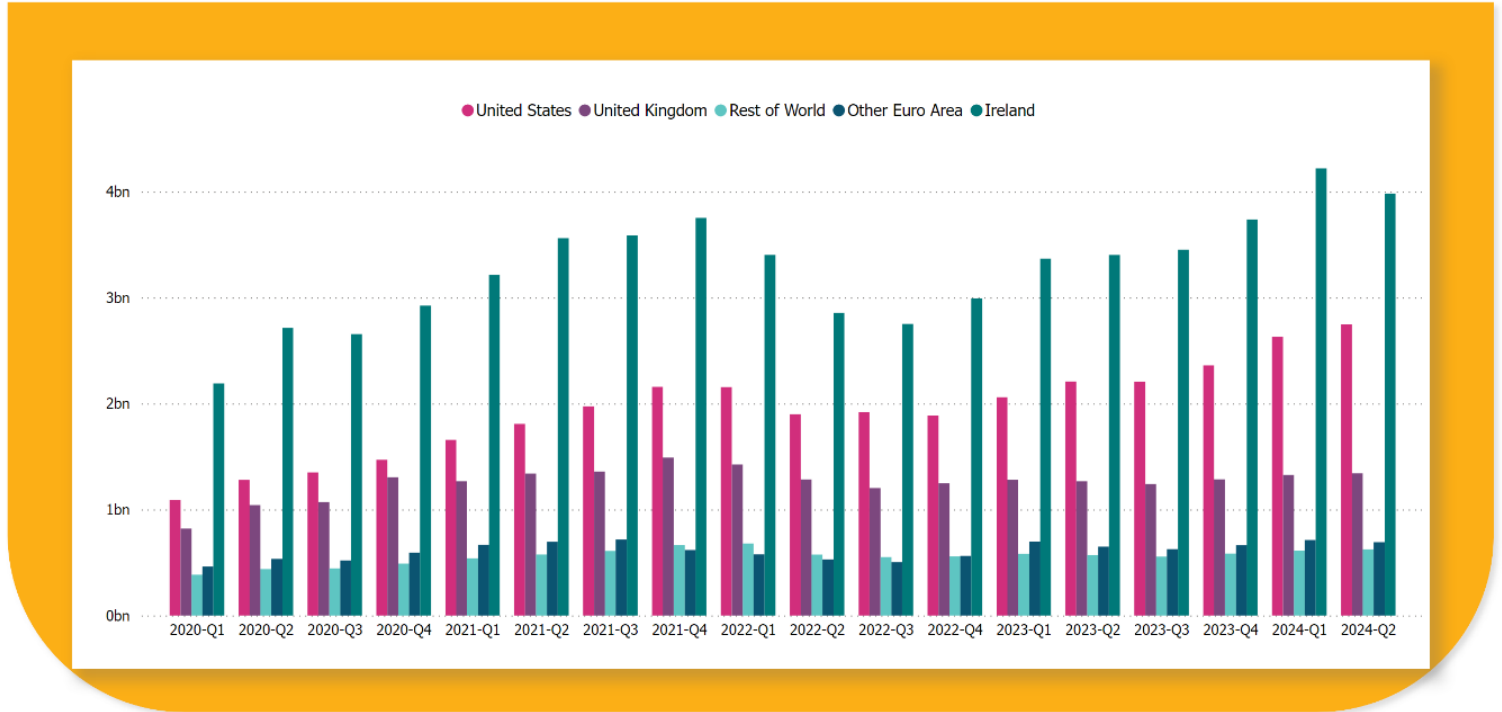
Debt Securities Held by Issuer Region



- In Q2 2024, the **United States** grew to be the largest issuer of debt securities held by Irish residents, moving up 1 position since the **Q1 2024** report-overtaking euro area issued securities over the quarter.
- The last period the **United States** were the largest regional issuer of securities held by Irish residents was in **Q3 2022**.
- Securities issued within Other Euro Area region fell from **29.4 per cent** over the quarter to stand at 28.6 per cent at end Q2 2024.



Chart 4: Household holdings of Listed Shares, by issuance region.



- Irish resident households held **€16.98 Bn** in security holdings at end Q2 2024.
- Household holdings of listed shares amounted to **€9.3 Bn** at end Q2 2024, falling **1.7 per cent** from **€9.49 Bn** in the previous quarter.
- Household holdings of **Irish Issued Listed Shares** decreased from **€4.21 Bn** to **€3.98 Bn** over the quarter. This fall of **5.7 per cent** represents the first quarterly decline since Q3 2022.
- Within the total listed shares holdings of Irish households, **36.6%** per cent were issued by companies listed in the accompanying top 10 holdings table.

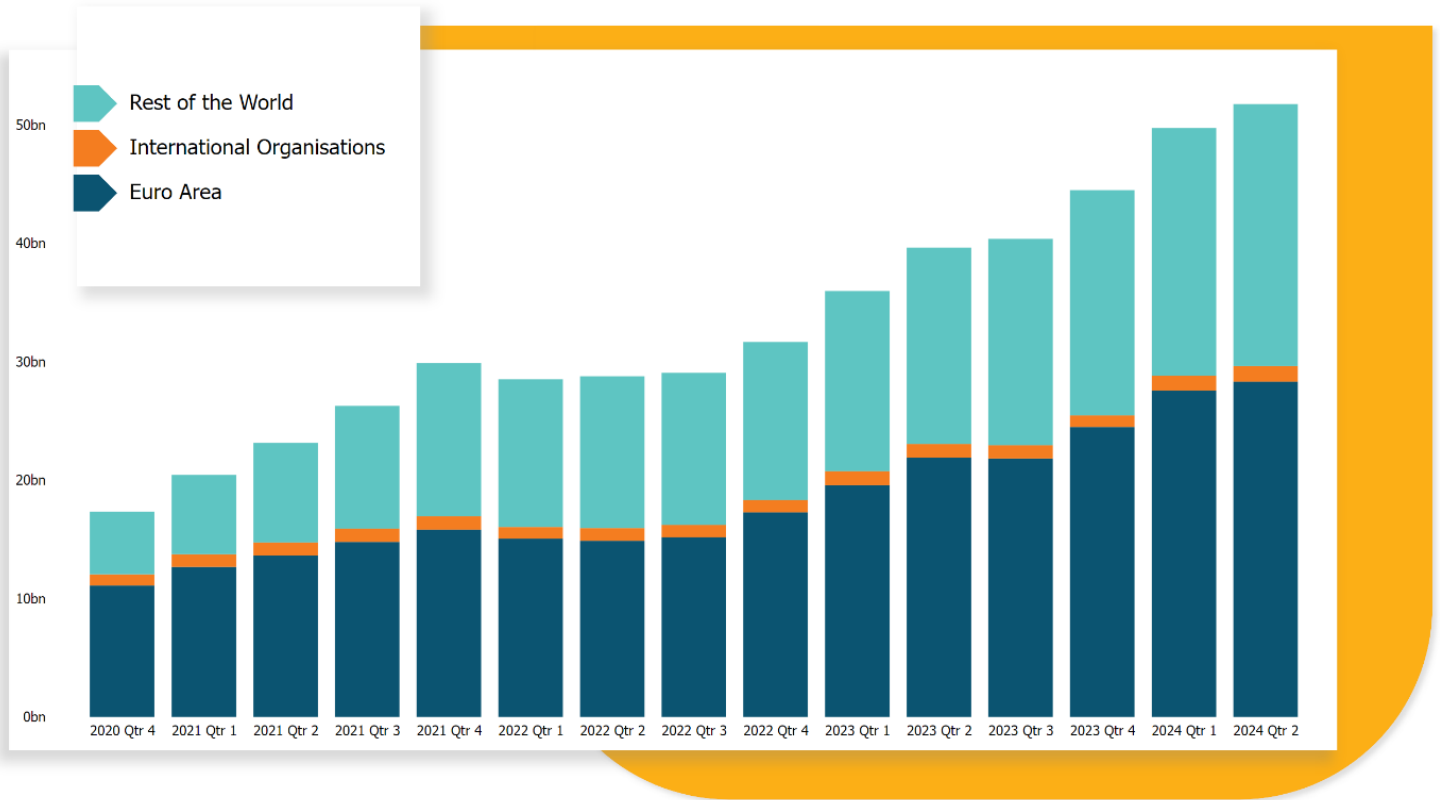
Top 10 Securities Held by Irish Resident Households of Listed Shares for Q2 2024

*Entities are ranked in alphabetical order

- Alphabet Inc.
- Apple Inc.
- Bank of Ireland Group PLC
- Berkshire Hathaway Inc.
- CRH PLC
- DCC PLC
- Kerry Group PLC
- Kingspan Group PLC
- Microsoft Corporation
- Ryanair Holdings PLC



Chart 5: Green Bond Holdings by Irish Residents, by Issuer Region



- Irish resident holders held **€51.7 Bn** of green bonds at end **Q2-2024**, compared to end **Q1-2024** at **€49.7 Bn**- growing **4.1 per cent** over the quarter (*Table 1.1*).
- Green bond holdings at end **Q2 2023** totalled **€39.6 Bn**, resulting in a year on year increase of approximately **30 per cent**.
- Green bonds currently account for **2.2 per cent** of **Total Debt Securities** held by Irish resident holders - growing marginally over the quarter (*Table 1.3*).

1.1 | Quarter on Quarter

Q2-23	€39.6 Bn
Q3-23	€40.3 Bn
Q4-23	€44.5 Bn
Q1-24	€49.7 Bn
Q2-24	€51.8 Bn

1.2 | End Year on End Year

2020	€17.3 Bn
2021	€29.8 Bn
2022	€31.6 Bn
2023	€44.5 Bn

1.3 | Green Bond % of Total Debt Securities

2021-Q4	1.2 %
2022-Q4	1.5 %
2023-Q4	1.9 %
2024-Q1	2.1 %
2024-Q2	2.2 %

Further information

For queries contact: Central Bank, Press Office at media@centralbank.ie or (01) 224 6299