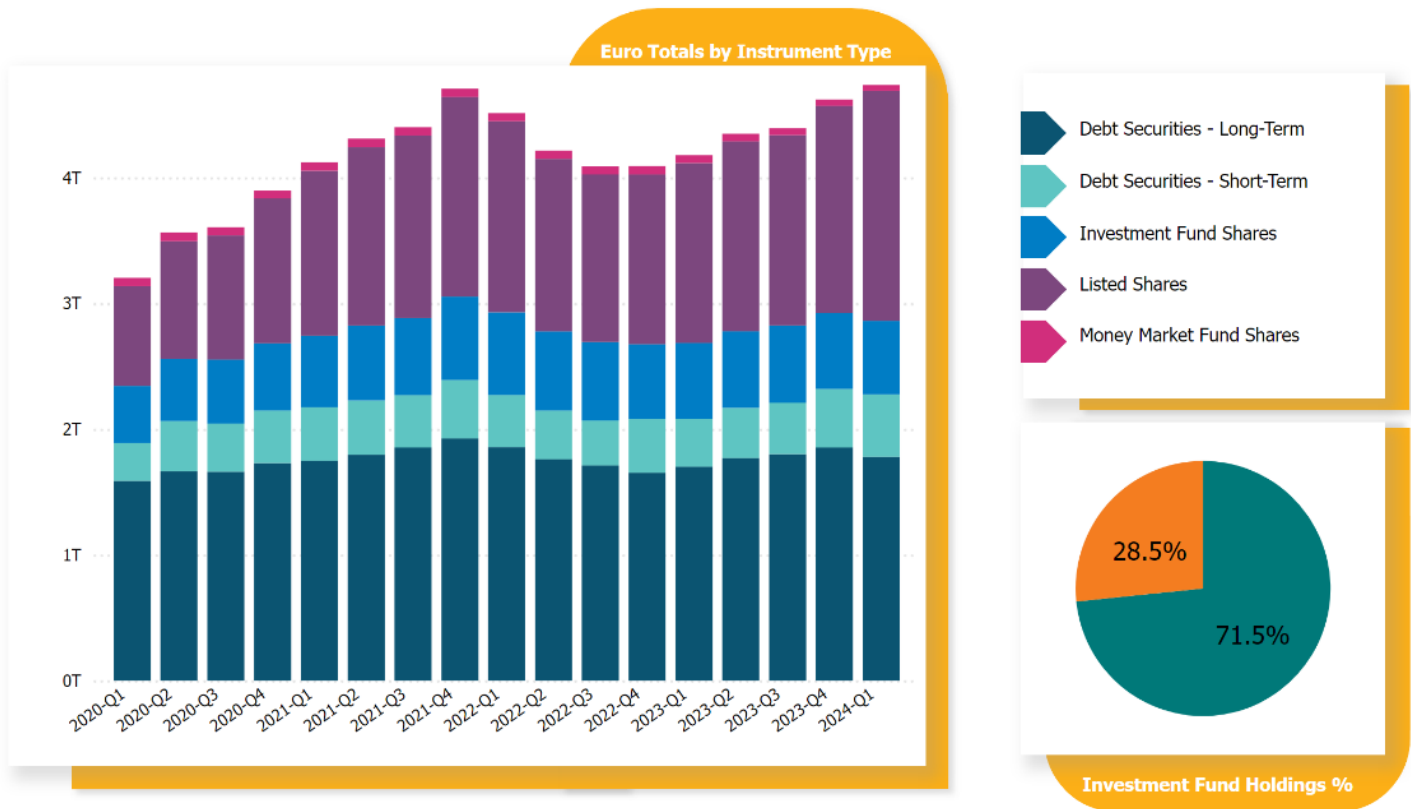




## Key Information

- The market value of Irish resident holdings of securities stood at **€4,859 Bn** at **end-Q1 2024** (Chart 1), an increase of **5.1%** over the quarter, largely accounted for by a **€226 Bn** increase in holdings by Irish Resident Investment Funds.
- Holdings of listed shares by Irish residents stood at **€1,826 Bn** at end Q1 2024- increasing by **11%** over the quarter.

**Chart 1: Total Securities Holdings of Irish Residents by Instrument Type**



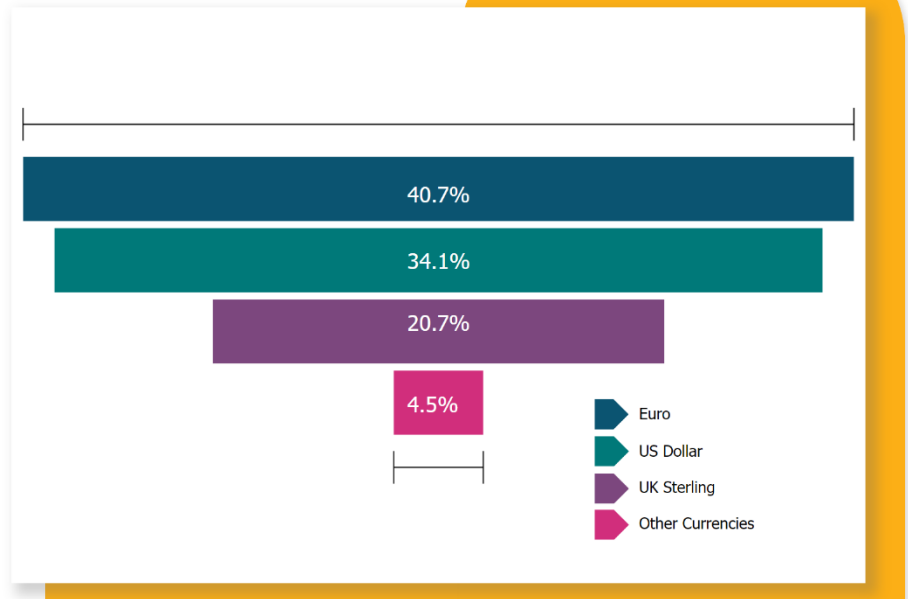
### Quarter on Quarter Movements: (€Mn)

Instrument Type	2023 Q4	2024 Q1	% Change	
Debt Securities - Long Term	1,854,724	1,873,174	↑	1.0%
Debt Securities – Short Term	466,644	497,714	↑	6.7%
Investment Fund Shares	606,492	614,665	↑	1.3%
Listed Shares	1,645,950	1,826,683	↑	11.1%
Money Market Fund Shares	51,347	46,831	↓	-8.8%
<b>Grand Total</b>	<b>4,623,157</b>	<b>4,859,067</b>	↑	<b>5.1%</b>

### Chart 2: Q1 2024

#### Debt Securities held by Nominal Currency

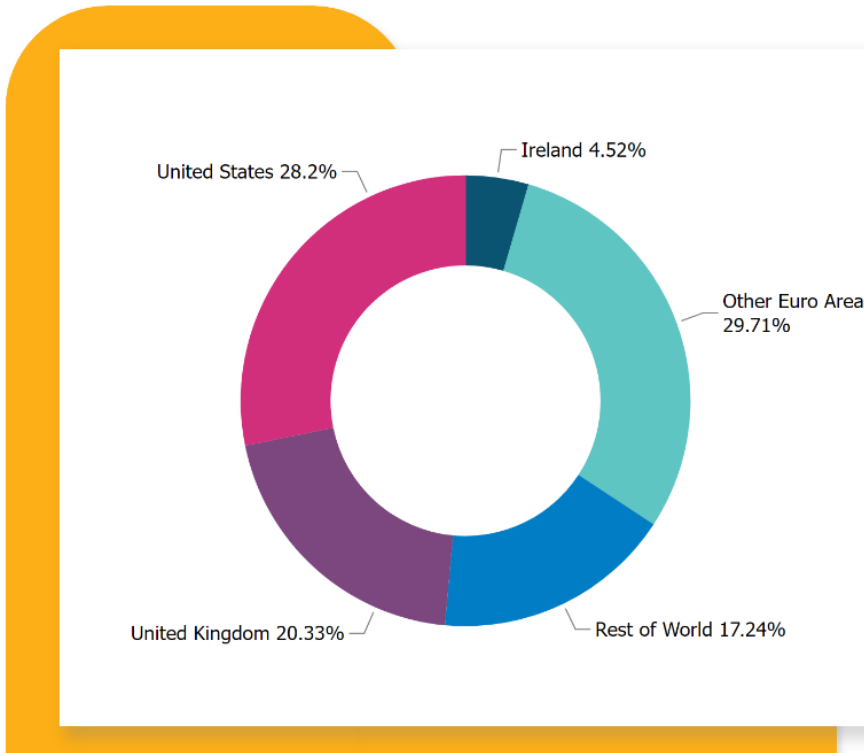
- The **Euro, US Dollar** and **UK Sterling** are still the 3 major currencies of denomination- with other currencies only making up for **4.5%** of the total distribution.
- The proportion of debt securities held by Irish residents by issuance currency has remained relatively static over recent years, with only minor fluctuations.

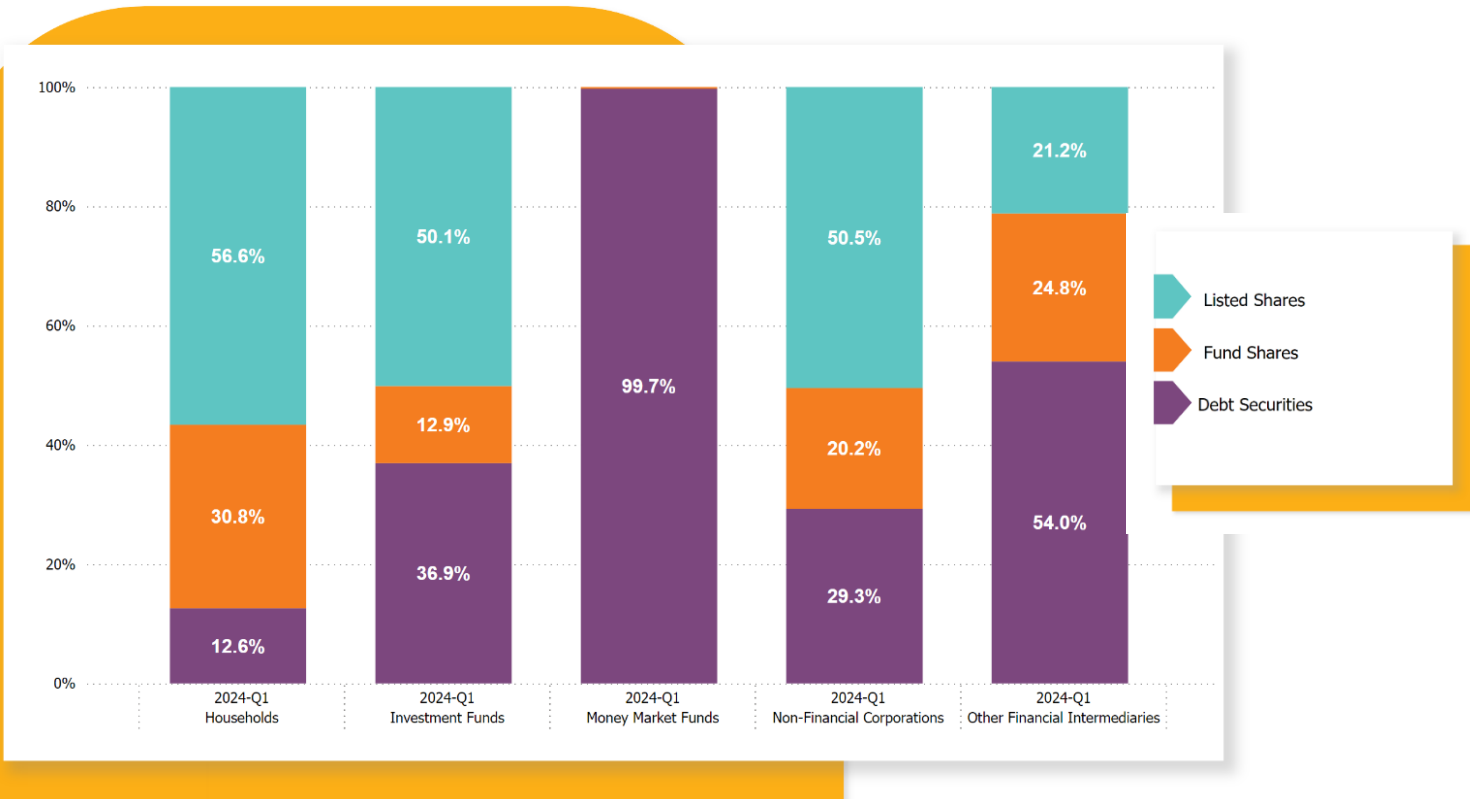


### Chart 3: Q1 2024

#### Debt Securities held by Issuer Region (%)

- **29.7%** of the total debt securities holdings were issued by **Other Euro Area** countries.
- Holdings of Irish issued securities fell from **4.7%** over the quarter to **4.52%** of the total debt holdings.
- Since **Q1 2023**, holdings of UK issuances have fallen from **21.5%** to **20.3%** in **Q1 2024**, while the United States issues grew from **26.1%** to **28.2%**.

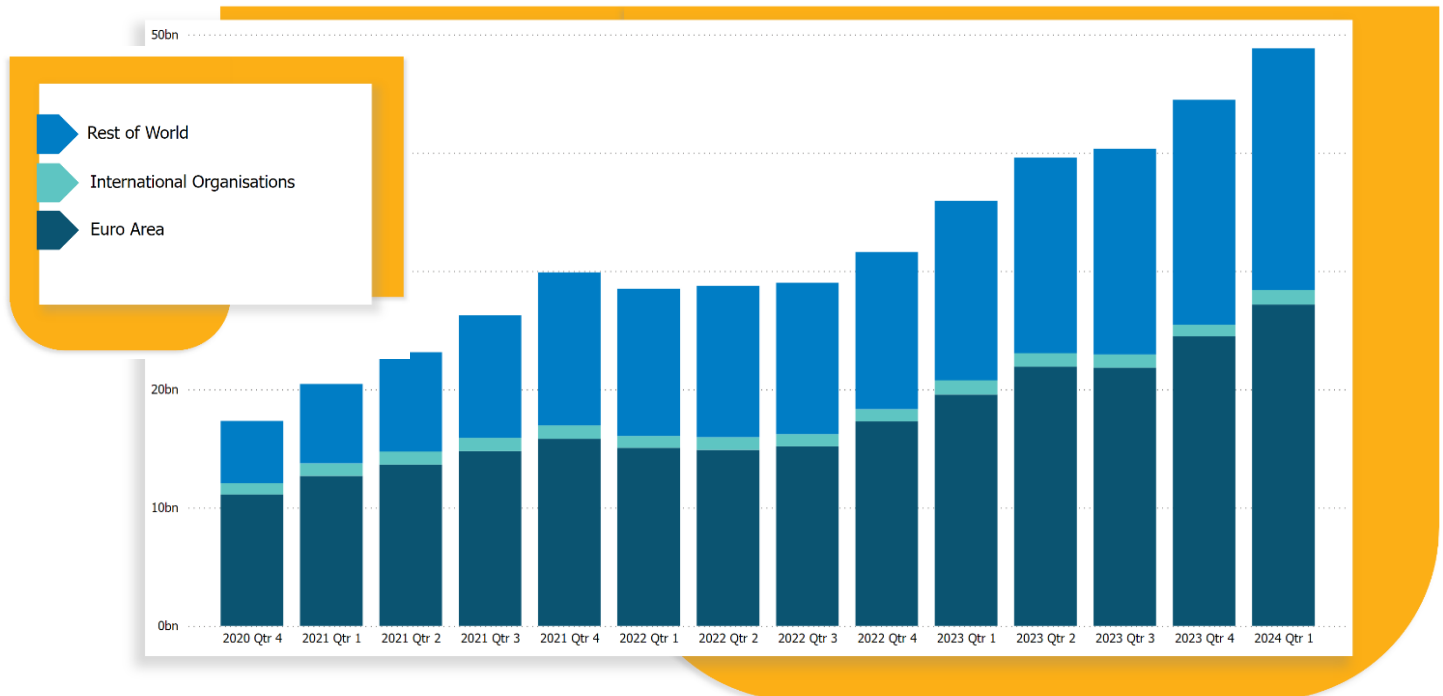


**Chart 4: Sector Holding By Instrument Type**


- Investment Funds** maintain the largest holder sector, holding **71.5%** of the overall total- rising from **70.3%** in **2023-Q4**.
- The holdings of Irish-resident **Households** increased by **10 %** over the quarter to stand at **€16.7 Bn** at **end-Q1 2024**. The household holdings are predominately in **Listed Shares** (**57 %** of total Household holdings).

**Totals (€Mn)**

Investment Funds	€ 3,476,140
Money Market Funds	€ 489,183
Other Financial Intermediaries	€ 117,204
Non-Financial Corporations	€ 3,014
Households	€ 16,706

**Chart 5: Holdings by Irish Residents of Green Bonds by Issuer Region**

- Irish resident holders held **€48.8 Bn** of green bonds at end **Q1-2024**, compared to end **Q1-2023** at **€36 Bn**- growing by **35.5%**.
- **€38.8 Bn** was held by Irish resident investment funds, which increased **10.2%** from **€35.2 Bn** since end Q4 2023.
- These green bonds account for **2.1 %** of total debt securities held by Irish resident holders- an increase from **0.8 %** since **Q4 2020**.

**Quarter on Quarter**

Q1-23	€36.0 Bn
Q2-23	€39.6 Bn
Q3-23	€40.3 Bn
Q4-23	€44.5 Bn
Q1-24	€48.8 Bn

**End Year on End Year**

2020	€17.3 Bn
2021	€29.8 Bn
2022	€31.6 Bn
2023	€44.5 Bn

**Green Bond % of Total Holdings**

2020-Q4	0.8 %
2021-Q4	1.2 %
2022-Q4	1.5 %
2023-Q4	1.9 %
2024-Q1	2.1 %

**Further information**

For queries contact: Central Bank, Press Office at [media@centralbank.ie](mailto:media@centralbank.ie) or (01) 224 6299