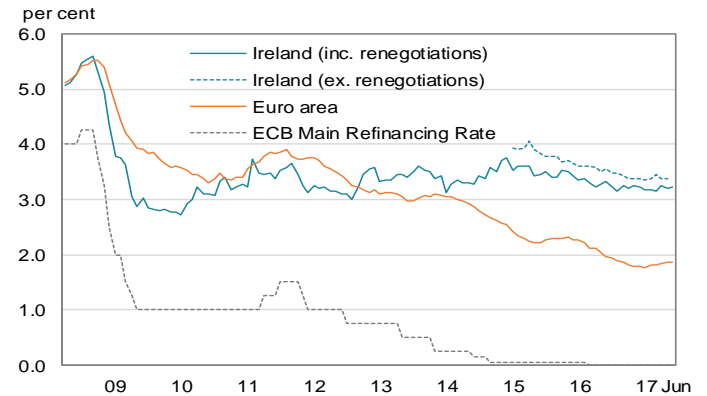


## Retail Interest Rates – June 2017

### Key Developments in Loans

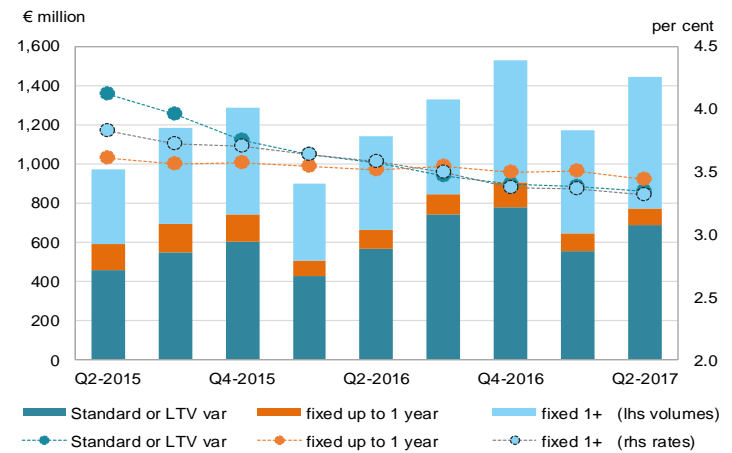
- The weighted average interest rate on new variable rate mortgage agreements (excluding renegotiations) stood at 3.35 per cent in June (Chart 1). The rate on all new agreements, fixed and variable, stood at 3.30 per cent. The equivalent euro area rate was 1.83 per cent.
- The volume of new mortgage agreements (excluding renegotiations) amounted to €562 million in June 2017, bringing new agreements to €5.6 billion over the past twelve months. This compares with new mortgage agreements of €4.5 billion in the twelve months to June 2016.
- Although the share of fixed rate mortgages is increasing, variable rate mortgages accounted for 60 per cent of all new agreements in Ireland over the past year. The equivalent euro area share of variable rate mortgages is 15 per cent.
- Supplementary quarterly data<sup>1</sup> show a fall in standard variable rates for new PDH mortgages. These fell by 12 basis points to 3.34 per cent over the year to Q2 2017 (Chart 2). Fixed rate PDH mortgages rates also recorded a decline, with rates fixed for 1-3 years falling by 18 basis points over the same period.
- The share of fixed rate PDH mortgages in new mortgage draw-downs increased in Q2 2017, accounting for 46 per cent of all new PDH mortgages in Q2 2017, compared to 41 per cent during 2016.

**Chart 1: Interest rates on new floating rate loan agreements to households for house purchase**



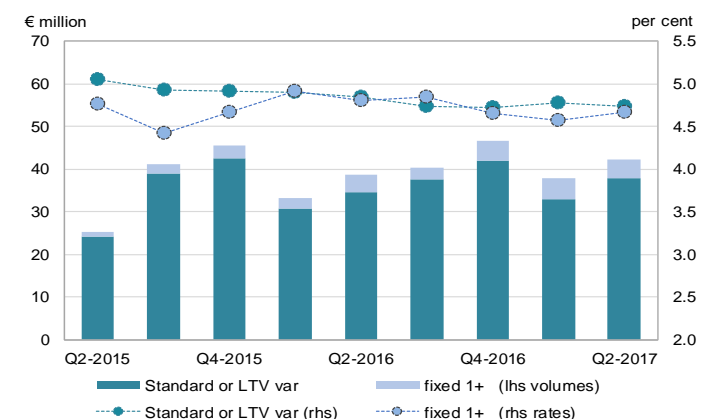
Source: Retail Interest Rates [Table B.2.1](#) and [SDW](#)

**Chart 2: PDH mortgage interest rates and volumes<sup>2</sup>**



Source: Retail Interest Rates [Table B.3.1](#)

**Chart 3: BTL mortgage interest rates and volumes**



Source: Retail Interest Rates [Table B.3.1](#)

<sup>1</sup> Quarterly data provide further breakdown by mortgage product and property type.

<sup>2</sup> Refers to the volume of new business mortgages drawn down over the respective quarter. See Note 1.

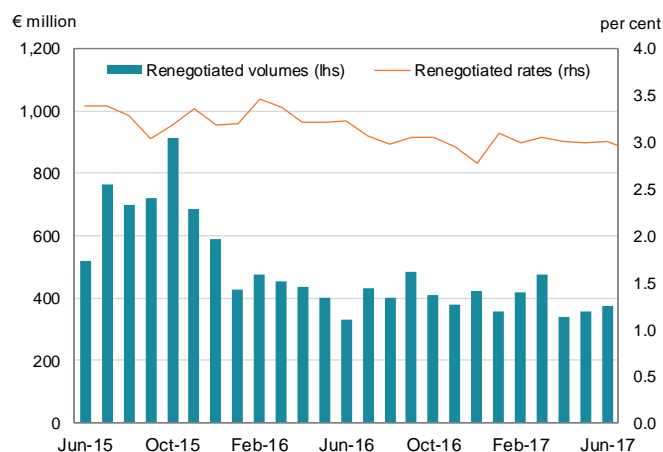
- **New variable BTL mortgage rates** remained relatively unchanged over the year, and stood at 4.73 per cent in Q2 2017 (Chart 3). Fixed rate BTL mortgages declined by 18 basis point to 4.66 per cent over the same period. The majority of BTL lending is at variable rates, these accounted for 90 per cent of new draw-downs in Q2 2017.
- **Total renegotiated mortgages** amounted to €374 million in June (Chart 4), with variable rate products accounting for almost 60 per cent of renegotiations. The weighted average interest rate for renegotiated mortgages was 3.11 per cent in June.

### Key Developments in Deposits

- **Interest rates on new household term deposits** remained low in June, at 0.08 per cent (Chart 5). This represented a 7 basis points decline over the last twelve months. Equivalent euro area rates had a somewhat larger decline of 12 basis points over the same period, and remain marginally higher at 0.40 per cent.
- **New business NFC term deposits** fell by 5 basis points over the last twelve months to stand at 0.02 per cent in June. Corresponding NFC term deposits for the euro area fell by 9 basis points over the same period, recording a rate of 0.08 per cent (Chart 5).
- **The loan to deposit spread** stood at 383 basis points in June (Chart 6)<sup>3</sup>, a decrease of 13 basis points on the previous month, owing to a decline in lending rates.

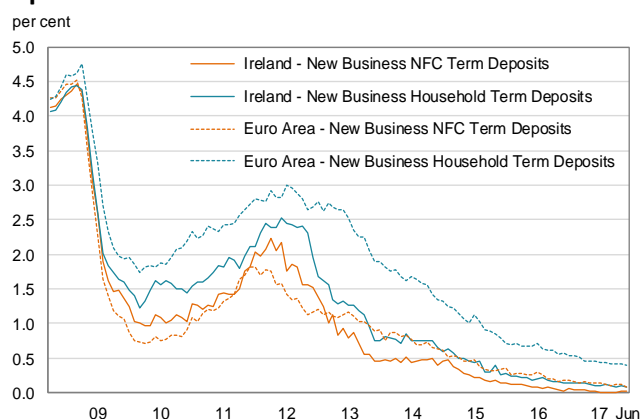
<sup>3</sup> The loan to deposit spread is the difference between new business term deposits and the weighted average rate on new

**Chart 4: Renegotiated loans for house purchase**



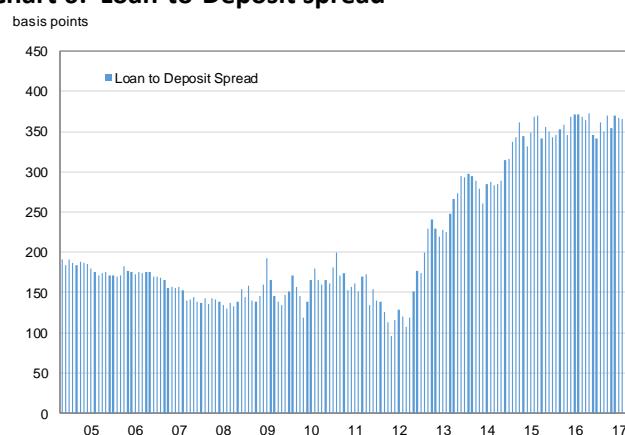
Source: Retail Interest Rates [Table B.2.2](#)

**Chart 5: Interest rates on household & NFC term deposits**



Source: Retail Interest Rates [Table B.2.1](#) and [SDW](#)

**Chart 6: Loan-to-Deposit spread**



Source: Retail Interest Rates [Table B.2.1](#)

business loans to households for either house purchase or consumer purposes, with a floating or up to one year initial fixation rate.

**Note 1:**

Interest rates and new business volumes are collected from credit institutions with a significant level of lending or deposit business with households or non-financial corporations (NFCs). The sample is monitored to ensure compliance with ECB Regulation.

Monthly *Retail Interest Rate Statistics* in Tables B.1.1 to B.2.2 cover all euro-denominated lending to, and deposits from, households and NFCs in the euro area. New business is defined as any new agreement during the month between the customer and the credit institution. This agreement covers all financial contracts that specify the interest rate for the first time, including any renegotiation of existing business (excluding automatic renewals). These statistics are compiled under ECB Regulation and are comparable across the euro area.

Quarterly *Retail Interest Rate Statistics* in Table B.3.1 cover all euro and non-euro denominated mortgage lending in the Republic of Ireland only. New business refers to new mortgage lending drawdowns during the quarter, broken down by type of interest rate (i.e. fixed, tracker and SVR). These statistics are not compiled under ECB MFI interest rate Regulation.

**Note 2:**

There are a number of factors that can lead to differences between *Retail Interest Rate* statistics and interest rates advertised by resident credit institutions. These include renegotiated loans, the inclusion of home improvement loans, and the underlying statistical compilation methodology.

**Note 3:**

In January 2015, a number of enhancements to the calculation of the national weighted average interest rates and national total business volumes were introduced under ECB Guideline (ECB/2014/15). As a result of these enhancements, data have been

recalculated for previous reference periods in order to ensure a consistent compilation of data across time.

Recent data are often provisional and may be subject to revision.

For further detail please see the [Retail Interest Rates](#) webpage for:

- An extensive set of [Retail Interest Rate Tables](#);
- [Retail Interest Rate Statistics Explanatory Note](#);
- Previous *Interest Rate Statistical Releases* can be found [here](#).