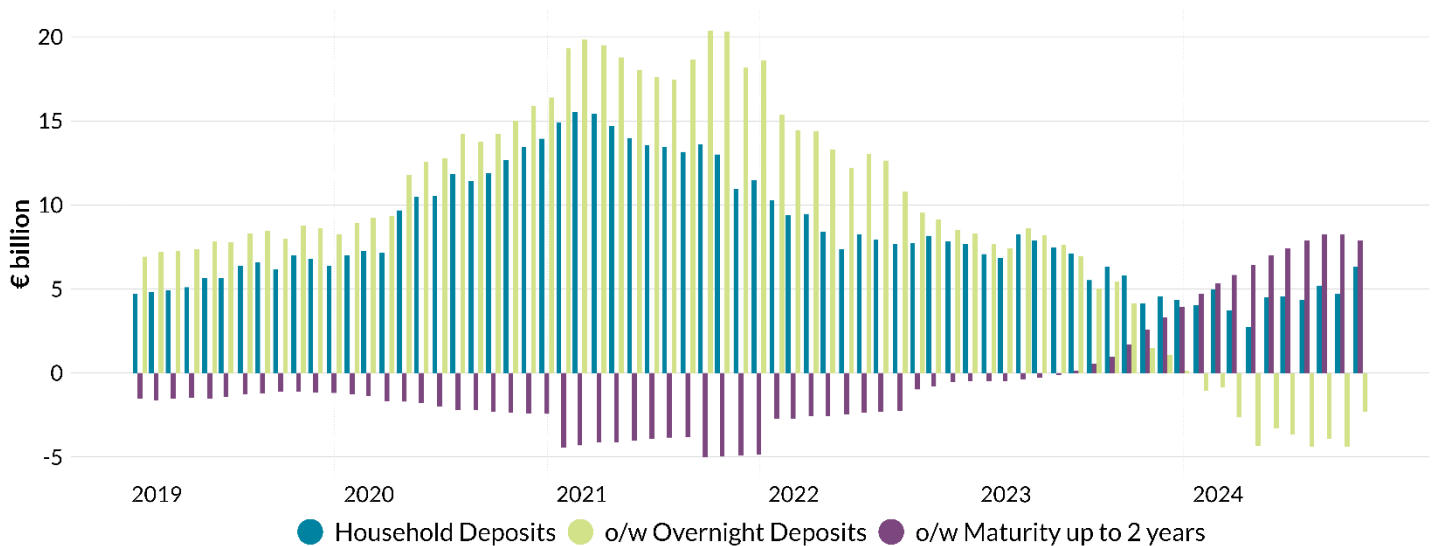




Money and Banking Statistics¹ – October 2024

Household deposits increased by €6.3 billion, or 4.1 per cent, in the year to end-October 2024. As observed in past months, this movement was driven by **deposits with an agreed maturity of up to 2 years**, which recorded positive annual growth in October, offsetting the tenth consecutive drop of annual **overnight deposits flows**. After stabilising in September, **deposits with a maturity up to 2 years** continue to show a positive annual growth in October 2024, but at a slower pace. However, positive annual growth of that category keeps contributing to a slowly decreasing share of **overnight deposits**, which represented 87% of the total **stock of household deposits** at October-end, down from its peak at 93.8% in April 2023.

Annual household deposit flows remained positive in October. Overnight deposits dropped for the tenth month in a row while term deposits' annual growth slows down.



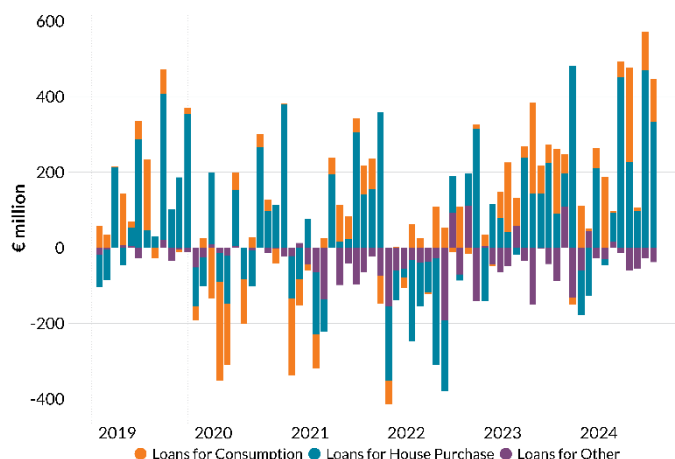
Source: Money and Banking [Table A.11.1](#)

¹ See notes on page 4.

Developments in Household credit and deposits

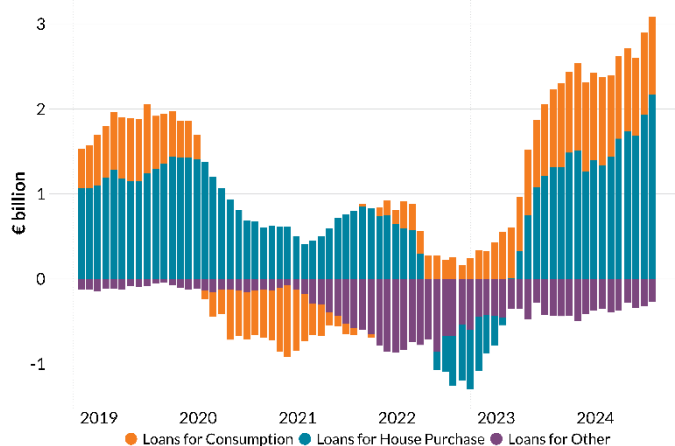
- **Net lending to households** stood at €408 million in October 2024 (Chart 1). This was mostly driven by **loans for house purchase**, with a €333 million increase, and to a lower extent by an increase of €113 million in **consumer lending**. **Loans for other purposes**, on the other hand, dropped by €38 million in the month, marking the fifth monthly decline in a row.
- In annual terms, **net lending to households** increased by €2.8 billion, or 2.8 per cent, in the year to end-October 2024 (Chart 2). This falls to 2.7 per cent after accounting for the impact of repayments on securitised loans. This movement was almost entirely driven by **loans for house purchase**, which recorded an annual flow worth €2.2 billion in the period.
- **The annual change in loans for house purchase²**, including on-balance sheet and securitised loans, was 2.5 per cent in the year to end-October 2024 (see [Table A.6](#)). This is a new record and in line with historically high rates observed in previous months.
- **Household deposits** increased by €1.5 billion in October 2024 (Chart 3) and stood at €159.1 billion at the end of the month. In contrast to previous months, this was mostly driven by a €943 million increase in **overnight deposits**, while **term deposits** flows remained positive at €583 million in the month.
- On an annual basis, **household deposits** increased by €6.3 billion, or a 4.1 per cent, driven by a €7.9 billion increase of **deposits with an agreed maturity up to 2 years**. In contrast with monthly developments, annual **overnight deposit** flows were negative for the tenth consecutive month, recording an outflow of €2.3 billion in the year to end-October.

Chart 1: Loans to Households (excluding securitised loans); monthly net flows by lending purpose



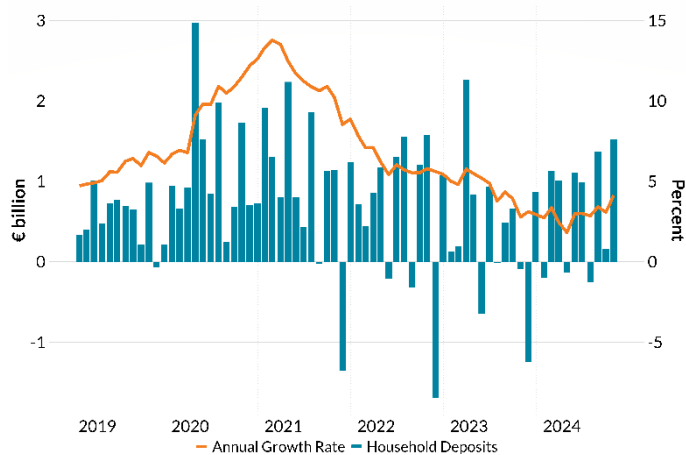
Source: Money and Banking [Table A.1](#)

Chart 2: Loans to Households (excluding securitised loans); annual net flows by lending purpose



Source: Money and Banking [Table A.1](#)

Chart 3: Deposits from Irish resident households; monthly net flows and annual growth rate



Source: Money and Banking [Table A.11.1](#)

² See Note 4

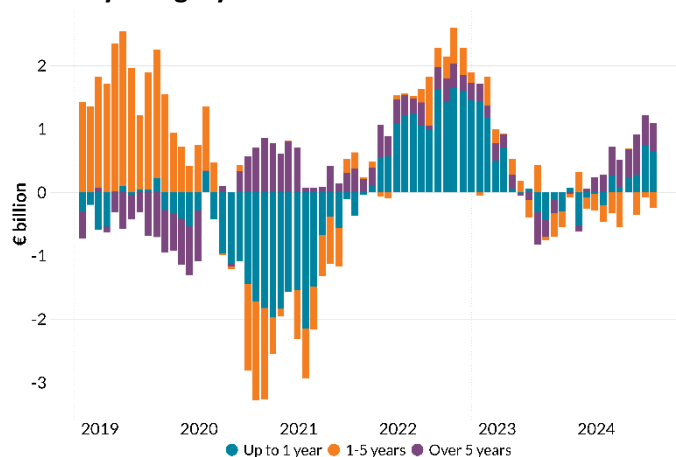
Developments in NFC credit and deposits

- **Net lending to non-financial corporations (NFCs)** turned negative in October 2024, recording an outflow of €106 million in the month. This was mostly driven by negative flows of **medium-term loans** worth €224 million, only partially offset by a €130 million increase in **short-term lending** in the month. On an annual basis, **NFC lending** increased by €849 million, or 2.9 per cent, in the year to end-October. Despite a negative annual flow of **medium-term loans** worth €243 million, this was offset by **short and long-term loans**, with a combined positive flow of €1.1 billion in the year to end-October (Chart 4).
- **NFC deposits** increased by €4.5 billion in October 2024 after a cumulated drop of €3.1 billion across the last two months (Chart 5). In annual terms, NFC deposit flows remained positive at €4.9 billion in the year to end-October, equivalent to a 6 per cent annual growth. This was mostly driven by **deposits with an agreed maturity up to 2 years**, which recorded a positive annual flow worth €3.5 billion in the year to end-October.

Other developments in the period

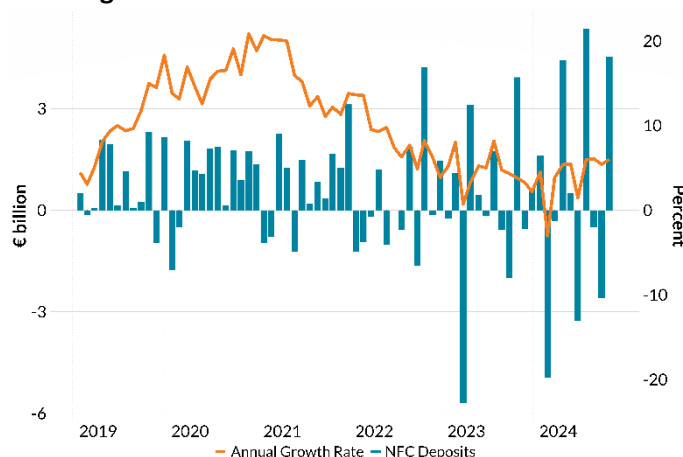
- **Total bank lending** to the Irish private sector increased by €4.5 billion, or 3.1 per cent, in the year to end-October 2024 (Chart 6), and the stock stood at €149.5 billion at the end of the month.
- **Total annual flows** were mostly driven by loans to **households**, with a contribution of €2.8 billion in the year to end-October.
- Annual flows of loans to **non-financial corporations (NFC)** and to **other financial institutions (OFI)** remained positive, at €849 million and €891 million, respectively, while lending to **insurance companies and pension funds (IC/PF)** dropped by €22 million.

Chart 4: Loans to NFCs; annual net flows by original maturity category



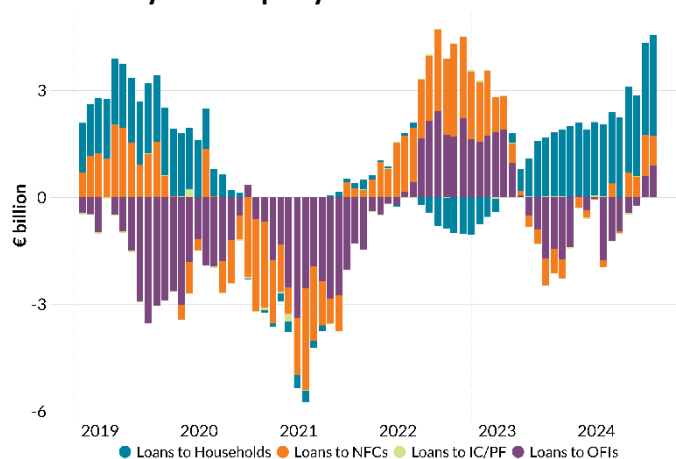
Source: Money and Banking [Table A.5](#)

Chart 5: Deposits from NFCs; monthly net flows and annual growth rate



Source: Money and Banking [Table A.1](#)

Chart 6: Bank lending to the Irish Private Sector; annual net flows by counterparty sector



Source: Money and Banking [Table A.5](#)

Note 1:

For queries contact: Central Bank Media Relations at media@centralbank.ie or (01) 224 6299.

Statistical Release – Money and Banking Statistics October 2024

Money and Banking statistics cover all credit institutions resident in Ireland. This includes licensed banks, building societies and, since January 2009, credit unions. A resident office means an office or branch of the reporting institution which is located in the Republic of Ireland. Data are reported in respect of resident office business only. Recent data are often provisional and may be subject to revision. For further detail, please see the [Money and Banking](#) webpage for:

- An extensive set of [Money and Banking Tables](#);
- A list of [Irish Resident Credit Institutions](#);
- [Money and Banking statistics Explanatory Note](#).

Irish-headquartered banks refers to institutions whose ultimate parent entity is resident in Ireland.

Note 2:

A number of lenders have agreed payment breaks with their customers since the onset of the COVID-19 crisis. These breaks are likely to significantly affect the Money and Banking lending data in this period, predominantly by keeping outstanding loan balances higher than they would be, had repayments followed their initial schedule. As well as this, end-quarter months' data is affected by quarterly interest capitalisation, which increases balances in on-quarter months.

Note 3:

Convenience credit debt is defined as the credit granted at an interest rate of 0 per cent in the period between payment transaction(s) undertaken with the card during one billing cycle and the date at which debit balances from the specific billing cycle becomes due. Extended credit debt is defined as the credit granted after the due date(s) of the previous billing cycle(s) has/have passed, for which an interest rate is charged.

Note 4:

Treatment of securitised loans

As a result of an update to the ECB Regulation *'on the statistical reporting of balance sheet items of credit institutions and of the monetary financial institutions sector (recast) (ECB/2021/2)*', there have been changes to how certain securitised loans are required to be classified for the purposes of statistical reporting. The below treatment, allowed under the previous

Regulation, is no longer permitted under the updated Regulation:

'MFIs (...) may be allowed by their NCB to exclude from the stocks (...) any loans disposed of by means of a securitisation in accordance with national practice (...)'

The removal of this clause means that banks are now required to report all previously excluded securitised balances within their on-balance sheet stocks of outstanding loans.

This has resulted in an increase in the on-balance sheet stock of house purchase loans in tables such as Table A.1 and Table A.4. These securitised loans were already captured in Table A.6, which combined on-balance sheet and securitised loans since the series began in January 2003. This change does not impact on published transactions and growth rates for January 2022. As a result of this change, we will be discontinuing publication of confidential series within table A.6 in the future.

Note 5:

In March 2023 the outstanding amounts and transactions of domestic household deposits increased following the entry of a credit institution into the Irish market. Without this addition the household deposit growth in the year would have been lower still.

Statistical classification of sole proprietors

In line with their treatment in ESA 2010, the Central Bank is harmonising the treatment of sole proprietors by reporting agents across various datasets. This has resulted in a reclassification of loans and deposits from the NFC to the Household sector. These amendments have been made with respect to January 2022 reference data, with revisions to historical data to follow. Specifically, these changes mean an increase in loan and deposit balances reported against the household sector, and a decline in balances reported against the NFC sector. This change does not impact on published transactions and growth rates for January 2022.